

DAILY DERIVATIVES RESEARCH REPORT

December 22, 2025

NIFTY OI

Current	Absolute Chg
17.50	-0.80
Previous	% Change
18.30	-4.39%

INDIA VIX

Current	Absolute Chg
9.52	-0.19
Previous	% Change
9.71	-1.96%

PCR

Current	Absolute Chg
1.13	0.30
Previous	% Change
0.83	36.1%

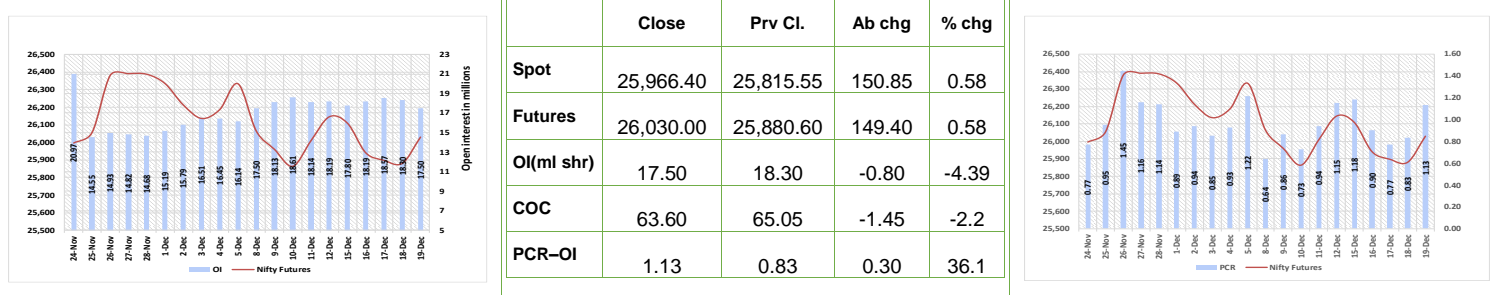
OUTLOOK



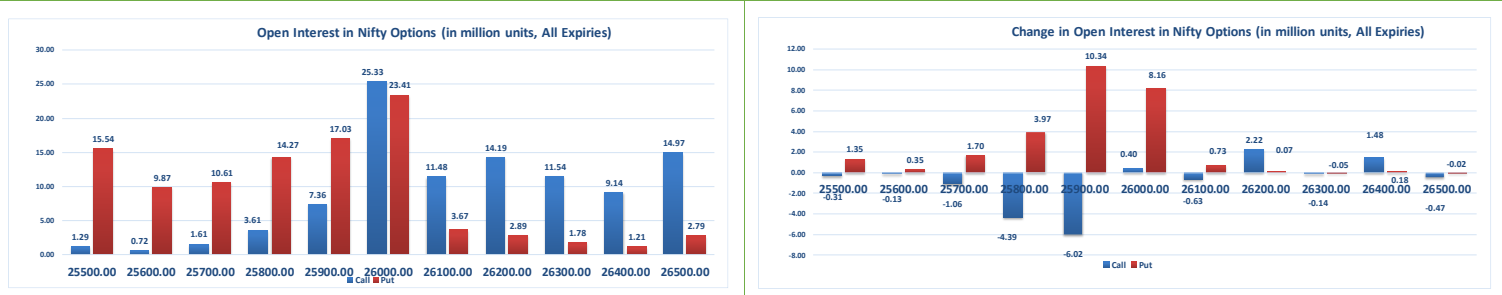
Summary

Indian markets closed on a positive note where buying was mainly seen in Realty, Auto, Healthcare and Chemicals. Nifty Dec Futures closed at 26,030.00 (up 149.40 points) at a premium of 63.60 pts to spot.

Nifty Snapshot

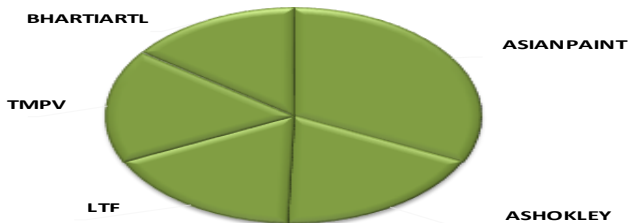


Open Interest in Nifty Options

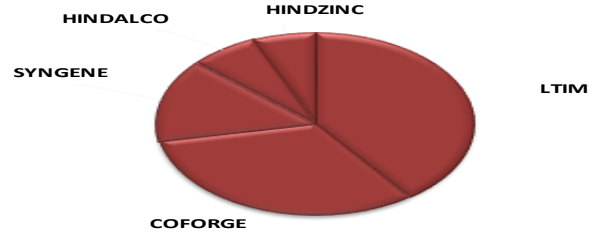


- » The above second chart shows previous trading day's change in Nifty options where liquidations in OI were seen in 25800, 25900 strike Calls and additions at 26000, 25900, 25800, 25700 strike Puts indicating market is likely to remain positive in the near term.
- » Highest OI build-up is seen at 26000 strike Calls and 26000 strike Puts, to the tune of 25.33mn and 23.41mn respectively.

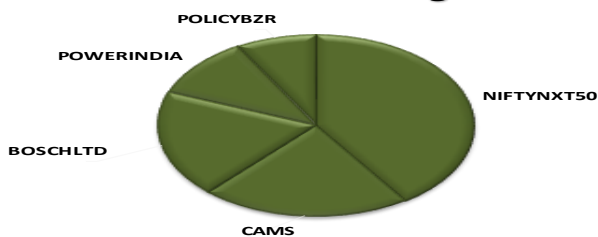
Long Builtup



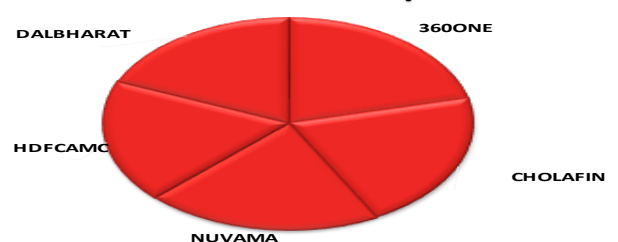
Long Unwinding



Short Covering



Short Builtup



DAILY DERIVATIVES RESEARCH REPORT

(Price is in Rs; OI is in million units; Price chg and OI chg are in percentage) **NB RESEARCH**

Fresh Longs seen in:					Fresh Shorts seen in:				
Scrip	Price	Price chg	OI	OI Chg	Scrip	Price	Price chg	OI	OI Chg
ASIANPAINT	2792.4	1.0	13.6	11.3	360ONE	1134.4	-0.9	2.3	22.7
ASHOKLEY	173.1	1.8	181.5	6.5	CHOLAFIN	1648.5	-2.2	16.3	12.0
LTF	301.5	0.2	43.7	6.1	NUVAMA	7199.5	-1.8	0.5	10.7
TMPV	354.1	2.0	107.0	6.0	HDFCAME	2680.0	-1.9	6.0	6.1
BHARTIARTL	2097.8	0.1	49.5	5.3	DALBHARAT	2021.3	-0.3	2.6	4.6
Short Covering seen in:					Long Unwinding seen in:				
Scrip	Price	Price chg	OI	OI Chg	Scrip	Price	Price chg	OI	OI Chg
NIFTYNXT50	68437.4	0.8	0.0	-5.8	LTIM	6184.5	-1.4	2.3	-4.5
CAMS	760.4	0.9	8.8	-5.8	COFORGE	1845.6	-0.7	12.2	-3.7
BOSCHLTD	35905.0	0.5	0.2	-5.6	SYNGENE	655.6	-0.4	8.2	-1.7
POWERINDIA	18555.0	1.9	0.3	-5.1	HINDALCO	852.8	-0.6	78.2	-0.8
POLICYBZR	1892.3	2.9	6.3	-5.1	HINDZINC	590.3	-0.4	36.1	-0.7

Institutional Activity

Institutional Activity in previous trading session				Net FII Activity (in Rs cr.)				
(in Rs cr.)	Buy	Sell	Net	Date	Idx Fut	Stk Fut	Idx Opt	Cash
Index Futures	2807.51	1546.35	1261.16	19-Dec	1261.2	3651.7	1232.0	1831
Index Options	1198519.39	1197287.37	1232.02	18-Dec	-128.8	2254.1	-2084.4	596
Stock Futures	29006.44	25354.73	3651.71	17-Dec	-1508.6	-835.8	-4780.1	1172
Stock Options	39081.43	39809.90	-728.47	16-Dec	-1767.1	-3241.4	10790.1	-2382
FII Cash	27,447.95	25,617.06	1,830.89	15-Dec	474.6	-2296.9	-6756.0	-1468
DII Cash	23,097.51	17,374.62	5,722.89	12-Dec	-657.9	738.2	6366.3	-1114

Technical Pivot (Intraday):

	S2	S1	PIVOT	R1	R2
NIFTY	25915	25975	26010	26065	26100
BANKNIFTY	58995	59115	59205	59325	59420

Derivative Recommendations:

Stock Name	Call (Buy/Sell)	Entry price	Targets	Stop Loss	Duration	Status
NIL						

DAILY DERIVATIVES RESEARCH REPORT

NIFTY50 Options OI (CE OI = Resistance) (PE OI = Support)			
Symbol	Highest CE OI	Highest PE OI	CMP
ADANIENT	2300	2300	2248
ADANIPTS	1600	1500	1500
APOLLOHOSP	7100	7000	7021
ASIANPAINT	3000	2600	2792
AXISBANK	1300	1220	1234
BAJAJ-AUTO	9300	9000	9013
BAJAJFINSV	2100	2000	2046
BAJFINANCE	1050	1000	1010
BEL	420	400	394
BHARTIARTL	2100	2100	2098
CIPLA	1660	1400	1519
COALINDIA	380	440	387
DRREDDY	1300	1140	1277
EICHERMOT	7300	6300	7222
ETERNAL	310	285	287
GRASIM	2800	2700	2818
HCLTECH	1700	1640	1645
HDFCBANK	1000	1000	987
HDFCLIFE	800	700	765
HINDALCO	800	780	853
HINDUNILVR	2300	2300	2282
ICICIBANK	1400	1400	1357
INDIGO	5500	5000	5154
INFY	1600	1600	1635
ITC	410	400	402

NIFTY50 Options OI (CE OI = Resistance) (PE OI = Support)			
Symbol	Highest CE OI	Highest PE OI	CMP
JIOFIN	310	300	298
JSWSTEEL	1200	1000	1082
KOTAKBANK	2200	2100	2164
LT	4100	4000	4079
M&M	3800	3500	3609
MARUTI	16500	16000	16452
MAXHEALTH	1100	1040	1078
NESTLEIND	1320	1180	1246
NTPC	325	320	321
ONGC	250	230	233
POWERGRID	280	260	264
RELIANCE	1600	1500	1568
SBILIFE	2040	2020	2032
SBIN	1000	950	981
SHRIRAMFIN	900	850	905
SUNPHARMA	1840	1720	1749
TATACONSUM	1200	1070	1186
TMPV	360	340	354
TATASTEEL	175	170	169
TCS	3300	3200	3287
TECHM	1600	1560	1615
TITAN	4000	3800	3938
TRENT	4300	4000	4072
ULTRACEMCO	12000	10800	11523
WIPRO	270	250	265

DAILY DERIVATIVES RESEARCH REPORT

OI against MWPL				
Symbol	MWPL	Open Interest	Limit for next day	% OI
KAYNES	4667784	14040500	1078823	301%
SAMMAANCAP	122326971	223316200	Ban	183%
ADANIENT	30942206	47647800	6333373	154%
HFCL	147979599	208657500	32722895	141%
TATAELXSI	4309631	6001100	1948447	139%
RBLBANK	91351468	122323225	5418026	134%
CONCOR	48077012	64147500	7031771	133%
BANDHANBNK	142752962	186512400	17481947	131%
HUDCO	75071250	97541250	34381655	130%
SAIL	216861410	271556600	29940815	125%
CROMPTON	81400589	101703600	18448944	125%
IRCTC	30082783	37516500	9621679	125%
DIXON	6445442	7913850	3743795	123%
IDEA	8713529091	10494960150	1478069119	120%
LICHSGFIN	45183075	54409000	7207655	120%
ANGELONE	9647634	11396250	5178727	118%
PNB	447910372	527536000	170387392	118%
INDIGO	32732860	36306000	18926539	111%
BDL	13786716	14868525	8228607	108%
INOXWIND	144708707	153087111	47311737	106%
DLF	83667734	87046575	27803074	104%
NBCC	154894704	161122000	56910487	104%
IEX	133395043	137662500	68657895	103%
BIOCON	90981174	93705000	38415465	103%
MCX	7635422	7822000	4011348	102%
ABCAPITAL	122316423	124964100	36986288	102%
NMDC	517037525	526911750	149025551	102%
PNBHOUSING	28062406	28596750	9383188	102%
AMBER	3067454	3097500	1823562	101%
IREDA	119011160	117286200	63331014	99%
PATANJALI	50840137	49920300	10579758	98%
CDSL	26647500	26115975	15206867	98%
RECLTD	187084550	183334425	78476313	98%

OI against MWPL				
Symbol	MWPL	Open Interest	Limit for next day	% OI
GLENMARK	22585180	21426375	6900232	95%
RVNL	84941460	77953100	39773556	92%
MAZDOCK	11364224	10341750	6112681	91%
PGEL	23897684	21734550	12626630	91%
TITAGARH	12028036	10929375	5817392	91%
NATIONALUM	134225816	121308750	70481588	90%
KALYANKJIL	57552009	51732900	19508651	90%
JSWENERGY	80203755	71358000	30876495	89%
MANAPPURAM	82205057	72501000	36076128	88%
JUBLFOOD	48884739	42951250	25334602	88%
PETRONET	93668136	81058500	42223920	87%
VEDL	255091106	215631900	131046913	85%
TATATECH	27246569	22920000	13858068	84%
BHEL	169029877	141797250	95510759	84%
OFSS	3401732	2845200	1762344	84%
LTF	126777205	105694666	74979904	83%
PFC	203602113	168914200	104300210	83%
LICI	32057152	26581800	18474717	83%
ASHOKLEY	409181558	335775000	221699737	82%
HAL	28450886	23237850	16552171	82%
IDFCFIRSTB	761294821	588674975	362377390	77%
AUROPARMA	41977935	32301500	17245121	77%
GMRAIRPORT	534704421	409334850	330232833	77%
NCC	72342848	54861300	46029484	76%
EXIDEIND	68856800	51427800	33599827	75%
TATAPOWER	169808198	126509600	103718642	75%
INDUSINDBK	93805784	69428800	43243634	74%
HINDZINC	167680340	123889150	117020325	74%
ASTRAL	18495534	13503525	10207891	73%
TMPV	284575867	205775200	171942812	72%
WIPRO	292948819	210141000	160715611	72%
ADANIGREEN	61877951	44055000	32734367	71%
CANBK	504315430	356886000	331815530	71%

DAILY DERIVATIVES RESEARCH REPORT



FROM THE EQUITY DERIVATIVE DESK:

NIRAV HARISH CHHEDA
AVP - DERIVATIVES AND TECHNICAL RESEARCH
E-Mail: nirav.chheda@nirmalbang.com
Tel no: 6273-8199/8000

AMIT BHUPTANI
SNR.DERIVATIVES AND TECHNICAL RESEARCH
E-Mail: amit.bhuptani@nirmalbang.com
Tel no: 6273-8242/8000

DISCLOSURE

Research Reports that are published by Nirmal Bang Securities Private Limited (hereinafter referred to as "NBSPL") are for private circulation only. NBSPL is a registered Research Analyst under SEBI (Research Analyst) Regulations, 2014 having Registration no. INH000001766. NBSPL is also a registered Stock Broker with National Stock Exchange of India Limited, BSE Limited, Metropolitan Stock Exchange of India Limited, Multi Commodity Exchange of India Limited and , National Commodity and Derivative Exchange Limited in Capital Market , Equity and Commodities derivatives segments and Currency Derivatives Segment . NBSPL has other business divisions with independent research teams separated by Chinese walls, and therefore may, at times, have different or contrary views on stocks and markets. NBSPL or its associates have not been debarred / suspended by SEBI or any other regulatory authority for accessing / dealing in securities Market since last 20 years. NBSPL, its associates or analyst or his relatives do not hold any financial interest (Except Investment) in the subject company. NBSPL or its associates or Analyst do not have any conflict or material conflict of interest at the time of publication of the research report with the subject company. NBSPL or its associates or Analyst or his relatives may or may not hold beneficial ownership of 1% or more in the subject company at the end of the month immediately preceding the date of publication of this research report. NBSPL or its associates / analyst has not received any compensation / managed or co-managed public offering of securities of the company covered by Analyst during the past twelve months. NBSPL or its associates have not received any compensation or other benefits from the company covered by Analyst or third party in connection with the research report. Analyst has not served as an officer, director or employee of Subject Company. NBSPL / analyst has not been engaged in market making activity of the subject company. Analyst Certification: The research analysts and authors of these reports, hereby certify that the views expressed in this research report accurately reflects my/our personal views about the subject securities, issuers, products, sectors or industries. It is also certified that no part of the compensation of the analyst(s) was, is, or will be directly or indirectly related to the inclusion of specific recommendations or views in this research. The analyst(s) principally responsible for the preparation of this research report and has taken reasonable care to achieve and maintain independence and objectivity in making any recommendation.

DISCLAIMER

The Research Report is for the personal information of the authorized recipient and does not constitute to be any investment, legal or taxation advice. NBSPL is not soliciting any action based upon it. Nothing in the research report shall be construed as a solicitation to buy or sell any security or product, or to engage in or refrain from engaging in any such transaction. In preparing the research report, we did not take into account the investment objectives, financial situation and particular needs of the reader. The research report has been prepared for the general use of the clients of NBSPL and must not be copied, either in whole or in part, or distributed or redistributed to any other person in any form. If you are not the intended recipient you must not use or disclose the information in the research report in any way. Though disseminated to all the customers simultaneously, not all customers may receive the research report at the same time. NBSPL will not treat recipients as customers by virtue of their receiving the research report. The research report is not directed or intended for distribution to or use by any person or entity resident in a state, country or any jurisdiction, where such distribution, publication, availability or use would be contrary to law, regulation or which would subject NBSPL & its group companies to registration or licensing requirements within such jurisdictions. The report is based on the information obtained from sources believed to be reliable, but we do not make any representation or warranty that it is accurate, complete or up-to-date and it should not be relied upon as such. We accept no obligation to correct or update the information or opinions in it. NBSPL or any of its affiliates or employees shall not be in any way responsible for any loss or damage that may arise to any person from any inadvertent error in the information contained in the research report. NBSPL or any of its affiliates or employees do not provide, at any time, any express or implied warranty of any kind, regarding any matter pertaining to this report, including without limitation the implied warranties of merchantability, fitness for a particular purpose, and non-infringement. The recipients of the research report should rely on their own investigations. This information is subject to change without any prior notice. NBSPL reserves its absolute discretion and right to make or refrain from making modifications and alterations to this statement from time to time. Nevertheless, NBSPL is committed to providing independent and transparent recommendations to its clients, and would be happy to provide information in response to specific client queries. Before making an investment decision on the basis of research report, the reader needs to consider, with or without the assistance of an adviser, whether the advice is appropriate in light of their particular investment needs, objectives and financial circumstances. There are risks involved in securities trading. The price of securities can and does fluctuate, and an individual security may even become valueless. International investors are reminded of the additional risks inherent in international investments, such as currency fluctuations and international stock market or economic conditions, which may adversely affect the value of the investment. Opinions expressed are subject to change without any notice. Neither the company nor the director or the employees of NBSPL accept any liability whatsoever for any direct, indirect, consequential or other loss arising from any use of the research report and/or further communication in relation to the research report. Here it may be noted that neither NBSPL, nor its directors, employees, agents or representatives shall be liable for any damages whether direct or indirect, incidental, special or consequential including lost revenue or lost profit that may arise from or in connection with the use of the information contained in the research report. Copyright of this document vests exclusively with NBSPL. Our reports are also available on our website www.nirmalbang.com Registration granted by SEBI and certification from NISM in no way guarantee performance of NBSPL or provide any assurance of returns to investors.

**Nirmal Bang Research (Division of Nirmal Bang Securities Pvt. Ltd.) B-2, 301/302, Marathon Innova,
Opp. Peninsula Corporate Park Off. Ganpatrao Kadam Marg Lower Parel (W), Mumbai-400013
Board No. : 91 22 6723 8000/8001 Fax : 022 6723 8010**